

BHARATI VIDYAPEETH'S COLLEGE OF ENGINEERING, KOLHAPUR




Department of Computer Science and Engineering
 Correlation between the Program level courses and the POs
Program level Course-PO matrix of all courses

Course Year	Course Code	Program Name	Program Outcome's(POs)												Program specific Outcomes(PSOs)		
			PO1	PO2	PO3	PO4	PO5	PO6	PO7	PO8	PO9	PO10	PO11	PO12	PSO1	PSO2	PSO3
S.Y. (SEM-III)	BSC-CS301	Applied Mathematics	2.97	1.98	0.00	0.00	0.00	0.00	0.00	0.00	0.00	0.00	0.00	0.00	0.99	0.99	0.00
	PCC -CS302	Discrete Mathematics & Structures	1.99	2.32	2.39	1.99	1.99	2.49	0.99	1.98	1.98	0.00	2.97	1.98	1.99	1.79	0.00
	PCC -S303	Data Structures	2.42	2.67	2.42	2.42	2.18	1.00	0.97	0.97	0.97	0.00	1.00	0.97	2.91	1.61	0.97
	PCC -CS304	Computer Networks - I	1.49	1.46	1.84	1.32	1.85	0.00	0.00	0.00	0.98	1.96	1.95	1.31	2.08	1.41	0.00
	PCC -CS305	Microprocessors	1.10	1.67	2.03	2.02	2.08	0.82	0.79	0.00	0.00	0.00	0.00	0.00	1.88	1.91	0.00
	PCC -CS306	C programming	1.79	2.19	2.59	2.98	1.33	0.00	0.00	0.00	0.00	0.00	0.00	0.00	2.19	1.99	0.00
	HM-CS307	Soft Skills	2.32	2.98	2.98	2.98	1.99	0.00	1.00	0.00	0.00	0.00	0.99	0.00	2.98	2.98	0.00
S.Y. (SEM-IV)	PCC- S401	Automata Theory	1.46	1.29	1.29	1.16	0.95	0.00	0.00	0.00	0.00	0.00	0.00	0.96	0.96	0.95	0.00
	PCC- CS402	Computer Networks - II	1.65	2.72	1.98	1.98	1.99	0.00	0.00	0.00	0.00	0.00	1.65	1.32	2.18	2.18	0.00
	PCC- CS403	Computer Organization and Architecture	1.25	0.97	1.38	0.90	0.95	0.00	0.00	0.00	0.00	0.00	0.90	0.89	0.88	0.83	0.93
	PCC- S404	Operating Systems - I	1.63	2.60	1.95	0.00	2.44	0.00	1.95	1.95	0.97	0.00	0.00	1.95	1.63	1.95	0.00
	PCC- CS405	Software Engineering	1.48	1.47	1.77	1.28	1.78	0.00	0.00	0.00	0.97	1.95	1.95	1.25	2.08	1.24	0.00
	PCC- CS406	Object Oriented Programming	2.24	2.49	2.73	2.24	2.66	1.49	1.00	1.00	1.00	0.00	0.00	0.00	2.24	1.74	0.00
	PW- CS407	Mini Project	1.74	2.24	2.49	2.98	1.32	0.00	0.00	2.00	2.50	2.33	2.33	0.00	2.24	1.99	0.00
	MC-CS408	Environmental Studies	1.13	1.00	1.38	0.50	0.75	1.00	1.88	1.13	1.13	1.13	0.88	1.00	0.75	1.13	0.00
T.Y.(SEM-V)	PCC-CS501	Information Security	2.32	2.15	2.49	1.66	2.49	1.99	0.00	2.00	1.33	2.00	1.99	1.74	2.19	1.79	0.00
	PCC- CS502	System Programming	1.79	1.79	1.99	1.99	1.99	0.00	0.00	0.00	0.00	0.00	0.00	0.99	1.65	1.82	0.00
	PCC- CS503	Object-Oriented Modeling & Design	1.56	1.75	1.77	0.88	2.18	0.00	0.00	0.00	1.90	0.00	1.90	0.83	2.02	0.87	0.00
	PCC- CS504	Computer Algorithms	1.49	1.49	1.99	1.49	1.98	0.00	0.99	1.98	1.99	0.00	0.00	1.99	1.49	1.66	0.00
	OEC- CS505	Computer Graphics & Multimedia	0.85	0.83	0.83	0.85	2.67	1.78	1.78	0.89	0.89	0.89	0.89	1.07	0.85	0.83	0.85
	PCC- CS507	Java Programming	2.92	2.92	2.59	2.59	2.10	1.55	0.97	0.96	0.00	0.00	0.96	0.97	2.91	2.71	0.00

BHARATI VIDYAPEETH'S COLLEGE OF ENGINEERING, KOLHAPUR

Department of Computer Science and Engineering
Correlation between the Program level courses and the POs

Program level Course-PO matrix of all courses

Course Year	Course Code	Program Name	Program Outcome's(POs)												Program specific Outcomes(PSOs)		
			PO1	PO2	PO3	PO4	PO5	PO6	PO7	PO8	PO9	PO10	PO11	PO12	PSO1	PSO2	PSO3
T.Y (SEM-V)	PCC-CS601	Compiler Construction	1.55	1.55	1.87	1.26	1.53	0.00	0.00	0.00	1.96	1.96	1.96	0.92	1.86	1.58	0.00
	PCC- CS602	Operating System-II	1.76	1.93	1.93	0.96	2.90	0.00	0.00	0.00	0.00	0.00	0.96	0.96	1.92	0.96	0.00
	PCC- CS603	Database Engineering	1.52	1.69	1.84	1.12	1.84	0.00	0.00	0.00	0.88	0.91	1.77	1.14	1.89	1.31	0.00
	PCC- CS604	Machine Learning	1.65	1.65	1.90	1.15	1.87	0.00	0.00	0.00	0.89	0.00	1.77	1.16	1.88	1.38	0.00
	OEC - CS606	Cyber Security	2.99	2.99	2.33	2.39	2.99	0.00	0.00	0.00	1.66	0.00	0.00	1.99	2.59	1.99	0.00
	PCC- CS607	C# Programming	1.19	1.46	1.86	1.19	1.99	1.59	0.00	0.80	1.59	1.59	1.59	0.80	1.59	1.27	0.00
	PW- CS608	Domain Specific Mini Project	1.74	2.24	2.49	2.98	1.32	0.00	0.00	2.00	2.50	2.33	2.33	0.00	2.24	1.99	0.00
	HM- CS508	Business English	1.79	2.19	2.58	2.98	1.33	2.00	2.00	2.00	2.00	2.00	2.00	0.00	2.19	1.99	0.00
B.Tech (SEM-VII)	PCC-CS701	Advanced Computer Architecture	1.47	1.47	1.26	1.12	0.95	0.00	0.00	0.00	0.95	0.95	0.95	0.93	0.93	0.98	0.00
	PCC- CS702	Cloud Computing	1.65	2.73	2.23	1.78	1.98	0.00	0.00	0.00	0.00	0.00	1.98	1.32	2.18	1.98	0.00
	PCC- CS703	Advanced Database Systems	1.59	2.18	1.49	0.00	1.98	0.00	0.00	0.00	0.00	0.00	1.19	1.00	2.18	2.19	1.39
	PCE- CS704	Artificial Intelligence	1.69	2.13	2.10	1.69	1.45	1.70	1.93	0.98	0.00	0.00	1.62	1.60	1.62	1.21	1.44
	PCC- CS705	Web Technologies	1.39	1.79	2.49	1.39	1.66	0.00	0.00	0.00	1.99	1.99	1.99	0.99	1.99	1.33	0.00
	PW- CS706	Project-I	2.56	2.56	2.46	1.97	1.97	0.00	0.00	0.00	1.64	0.00	0.00	0.00	2.57	1.58	0.00
B.Tech (SEM-VII)	PCC- CS801	Big Data Analytics	1.39	2.39	1.99	0.00	2.24	0.00	0.00	0.00	0.00	0.00	1.59	1.00	2.19	2.19	1.40
	PCC- CS802	Deep Learning	1.58	1.59	2.41	1.26	2.86	0.00	0.00	0.00	0.91	0.91	2.74	1.57	1.59	1.58	0.00
	PCE- CS803	Ad-Hoc Wireless Sensor Networks	2.56	2.56	2.46	1.97	1.97	0.00	0.00	0.00	1.64	0.00	0.00	0.00	2.57	1.58	0.00
	PCE- CS804	Blockchain Technologies	1.83	1.83	2.33	1.49	2.49	1.00	1.00	1.00	0.00	0.00	0.00	1.33	1.82	1.99	0.00
	PCC- CS805	Mobile Application Development	2.18	1.95	1.95	2.27	2.27	0.00	0.00	0.98	0.00	0.00	1.93	1.44	2.92	2.68	0.00
	PW- CS806	Project-II	2.22	2.22	2.47	2.96	1.98	0.00	1.98	1.98	2.96	2.96	2.96	0.00	2.22	1.97	0.00
	Total		73.9	82.08	83.31	66.14	77.24	18.40	19.23	24.60	38.18	25.86	49.69	37.37	80.03	68.10	6.98
	AVERAGE		1.80	2.00	2.03	1.61	1.88	0.45	0.47	0.60	0.93	0.63	1.21	0.91	1.95	1.66	0.17
 Mrs R.V.Jadhav In-Charge Coordinator						 Mrs. S.M. Mulla HOD						 Dr. Vijay R. Ghorpade Principal					